EMERGING MARKETS BOND FUND

BARRON'S Best Fund Families 2025 #1 OVERALL FUND FAMILY

TAXABLE BOND CATEGORY #2 FOR 2024 Barron's Best Fund Families Rankings

LOWER EXPENSES - CLASS A

Fund Expense Ratio[1]	**1.01%**
Category Average[2]	1.11%

INVESTMENT OBJECTIVE

The Fund's investment objective is to seek high total return.

PORTFOLIO CHARACTERISTICS

Average Effective Duration: 6.7 Years
Number of Issues: 244

FUND SYMBOLS/CUSIPS

Class A:	LDMAX	543908867
Class C:	LDMCX	543908842
Class F:	LDMFX	543908776
Class F3:	LODMX	543908420
Class I:	LDMYX	543908826
Class R3:	LDMRX	543908750
Class R4:	LDMSX	543908578
Class R5:	LDMTX	543908560
Class R6:	LDMVX	543908552

Not all share classes are available to all investors. Please see prospectus for more information.

Effective 08/01/2018, the Fund changed its name from Lord Abbett Emerging Markets Currency Fund to Lord Abbett Emerging Markets Bond Fund and transitioned its investment approach from investing in emerging market currencies to investing in sovereign and emerging market corporate bonds. Therefore, the performance for the periods prior to 08/01/2018 is not representative of the Fund's current investment strategy.

AVERAGE ANNUAL TOTAL RETURNS (%) AS OF 09/30/2025

CLASS A SHARES	YTD	1 YEAR	3 YEARS	5 YEARS	10 YEARS	EXPENSE RATIO[1]
Net Asset Value (without sales charge)	10.24	8.77	12.33	2.61	3.66	1.01%
Maximum Offering Price (with 2.25% sales charge)	7.68	6.31	11.43	2.13	3.42	

GROWTH OF $10,000

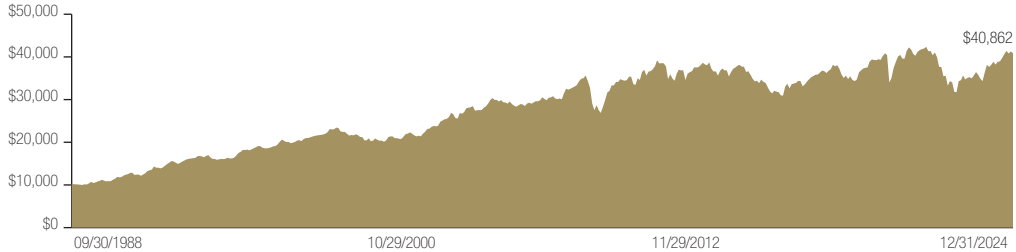

Based on a hypothetical Class A Share investment of $10,000 on 09/30/1988, at net asset value and includes the reinvestment of all distributions. Data as of 12/31/2024.

CALENDAR YEAR TOTAL RETURNS AT NAV (%)

	2015	2016	2017	2018	2019	2020	2021	2022	2023	2024
NAV	-8.95	5.68	10.73	-6.55	15.91	4.99	-2.81	-15.83	10.42	7.13

Reflects the percent change in net asset value (NAV) of Class A shares and includes the reinvestment of all distributions. Performance is shown for each calendar year. Performance of Class A shares with sales charge reflects the reinvestment of all distributions and includes initial maximum sales charge. Certain purchases of Class A shares without a sales charge are subject to a contingent deferred sales charge (CDSC). The CDSC is not reflected in the performance shown. Returns for less than one year are not annualized. Instances of high double-digit returns were achieved primarily during favorable market conditions and may not be sustainable over time.

Performance data quoted reflect past performance and are no guarantee of future results. Current performance may be higher or lower than the performance quoted. The investment return and principal value of an investment in the Fund will fluctuate so that shares, on any given day or when redeemed, may be worth more or less than their original cost. You can obtain performance data current to the most recent month-end by calling Lord Abbett at 888-522-2388 or referring to lordabbett.com.

Barron's Top Fund Families of 2024, February 27, 2025, Lord Abbett Funds ranked 1 out of 48, 6 out of 46, 23 out of 46 mutual fund families within the overall category for the 1-, 5- and 10-year periods ending 12/31/2024, respectively.

The Emerging Markets Bond Fund A share rankings within the Lipper Emerging Mrkts Hard Currency Debt Funds Average as of 09/30/2025 for the one-year time period was 33% (71/216); five-year, 65% (129/199); and 10-year, 74% (103/140). Source: Lipper Analytical Services. Lipper Funds Average ranking reflect all share classes within the category and are based on total return and do not reflect the effect of sales charges.

[1]Reflects expenses for the Fund's fiscal year end and is subject to change. Fund expenses may fluctuate with market volatility. A substantial reduction in Fund assets (since its most recently completed fiscal year), whether caused by market conditions or significant redemptions or both, will likely cause total operating expenses (as a percentage of Fund assets) to become higher than those shown.

[2]Reflects the average net expenses of Class A shares of all funds within the Lipper Emerging Mrkts Hard Currency Debt Funds Category based on Lipper data available.

A Note about Risk: The Fund is subject to the general risks associated with investing in debt securities, including market, credit, liquidity, and interest rate risk. Investing in the bond market is also subject to issuer, call, and inflation risk; investments may be worth more or less than the original cost when redeemed. Bonds issued or guaranteed by foreign governments and governmental entities (commonly referred to as "sovereign debt") present risks not associated with investments in other types of bonds. The sovereign government or governmental entity issuing or guaranteeing the debt may be unable or unwilling to make interest payments and/or repay the principal owed. The securities markets of emerging market countries tend to be less liquid, especially subject to greater price volatility, have a smaller market capitalization, have less government regulation and may not be subject to as extensive and frequent accounting, financial and other reporting requirements as securities markets in more developed countries. Further, investing in the securities of issuers located in certain emerging countries may present a greater risk of loss resulting from problems in security registration and custody or substantial economic or political disruptions. The Fund may invest substantially in derivatives, which are subject to certain risks such as liquidity, market, and counterparty risk and the risk that a position could not be closed when most advantageous. Investing in derivatives could cause the Fund to lose more than the amount invested. High-yield, lower-rated securities involve greater credit risk, price volatility, illiquidity, and default risk than higher-rated securities. These factors can affect Fund performance.

Barron's Disclosure: Used with permission. ©2025 Dow Jones & Company, Inc. Source: "Barron's Best Fund Families of 2024," February 27, 2025. Barron's rankings are based on asset weighted returns in funds in five categories: general equity, world equity (including international and global portfolios), mixed asset (which invest in stocks, bonds and other securities), taxable bond, and tax-exempt (each a "Barron's ranking category"). Rankings also take into account an individual fund's performance within its Lipper peer universe. Lipper calculated each fund's net total return for the year ended December 31, 2024, minus the effects of 12b-1 fees and sales charges. Each fund in the survey was given a percentile ranking with 100 the highest and 1 the lowest in its category. That ranking measured how a fund compared with its peer "universe," as tracked by Lipper, not just the funds in the survey. Individual fund scores were then multiplied by the 2024 weighting of their Barron's ranking category as determined by the entire Lipper universe of funds. Those fund scores were then totaled, creating an overall score and ranking for each fund family in the survey in each Barron's ranking category. The process is repeated for the five- and ten-year rankings as well.

The Fund's portfolio is actively managed and is subject to change.

NOT FDIC INSURED - NO BANK GUARANTEE - MAY LOSE VALUE

INVESTMENT TEAM

Team Leader(s):
Mila Skulkina, CFA, Senior Managing Director
24 Years Industry Experience

Steven F. Rocco, CFA, Partner & Co-Head
24 Years Industry Experience

Supported By:
99 Investment Professionals
17 Years Avg. Industry Experience

FUND BASICS

Total Net Assets ($M):[3] $120.0
Inception Date: 09/30/1988 (Class A)
Capital Gains Distribution: July
Dividend Frequency: Monthly
Minimum Initial Investment: $1,000

[3]Includes all share classes.

EXPENSE RATIOS[1]	GROSS	NET[†]
Class A:	1.01%	1.01%
Class C:	1.63%	1.63%
Class F:	0.91%	0.81%
Class F3:	0.80%	0.80%
Class I:	0.81%	0.81%
Class R3:	1.31%	1.31%
Class R4:	1.06%	1.06%
Class R5:	0.81%	0.81%
Class R6:	0.80%	0.80%

[†]The net expense ratio for Class F takes into account a contractual fee waiver agreement currently scheduled to remain in place through 04/30/2026 of the Fund's 0.10% Rule 12b-1 fee. For periods when fees or expenses were waived and/or reimbursed, the share class benefited by not bearing such expenses. Without such waivers, performance would have been lower.

TEN LARGEST HOLDINGS

Saudi Government International Bond	1.6%	Brazilian Government International Bond	1.3%
Brazilian Government International Bond	1.5%	Hungary Government International Bond	1.2%
Egypt Government International Bond	1.4%	Argentine Republic Government International Bond	1.2%
Peruvian Government International Bond	1.4%	Turkiye Government International Bond	1.1%
Indonesia Government International Bond	1.4%	Republic of South Africa Government International Bond	1.1%

Holdings are for informational purposes only and are not a recommendation to buy, sell, or hold any security.

PORTFOLIO BREAKDOWN

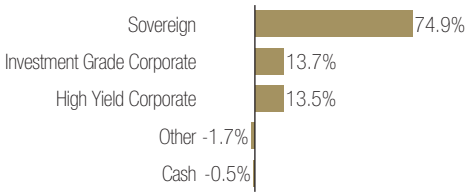

Allocations are reported as of the date a security transaction is initiated; however, certain transactions may not settle until several days later. Accordingly, cash may appear as a negative allocation as a result of unsettled transactions. If applicable, "Other" may include municipal bonds and non-index holdings.

CREDIT QUALITY DISTRIBUTION

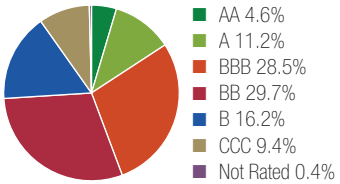

Ratings (other than U.S. Treasury securities or securities issued or backed by U.S. agencies) provided by Standard & Poor's, Moody's, and Fitch. For certain securities that are not rated by any of these three agencies, credit ratings from other agencies may be used. Where the rating agencies rate a security differently, Lord Abbett uses the median, but if there are only two ratings, the lower rating is used. Ratings range from AAA (highest) to D (lowest). Bonds rated BBB or above are considered investment grade. Credit ratings BB and below are lower-rated securities (junk bonds). High-yielding, non-investment-grade bonds (junk bonds) involve higher risks than investment-grade bonds. Adverse conditions may affect the issuer's ability to pay interest and principal on these securities. A portion of the portfolio's securities may not be rated. Breakdown is not an S&P credit rating or an opinion of S&P as to the creditworthiness of such portfolio. Ratings apply to the creditworthiness of the issuers of the underlying securities and not the fund or its shares. Ratings may be subject to change.

GLOSSARY OF TERMS

Effective Duration is the change in the value of a fixed income security that will result from a 1% change in market interest rates, taking into account anticipated cash flow fluctuations from mortgage prepayments, puts, adjustable coupons, and potential call dates. Duration is expressed as a number of years, and generally, the larger a duration, the greater the interest-rate risk or reward for a portfolio's underlying bond prices. Where applicable, securities, such as common or preferred stock, convertible bonds and convertible preferred stock, ETFs and ADRs, and CPI swaps and related futures, are excluded from these calculations.

Lipper Emerging Mrkts Hard Currency Debt Funds Average is based on a universe of funds with similar investment objectives as the Fund. Source: Lipper Analytical Services.

LORD ABBETT DISTRIBUTOR LLC

30 Hudson Street, Jersey City, NJ 07302-4804

lordabbett.com | 888-522-2388

Copyright © 2025 by Lord Abbett Distributor LLC

All rights reserved.

The information provided is not directed at any investor or category of investors and is provided solely as general information about Lord Abbett's products and services and to otherwise provide general investment education. None of the information provided should be regarded as a suggestion to engage in or refrain from any investment-related course of action as neither Lord Abbett nor its affiliates are undertaking to provide impartial investment advice, act as an impartial adviser, or give advice in a fiduciary capacity. If you are an individual retirement investor, contact your financial professional or other fiduciary about whether any given investment idea, strategy, product or service may be appropriate for your circumstances.

Investors should carefully consider the investment objectives, risks, charges, and expenses of the Lord Abbett Funds. This and other important information is contained in the Fund's summary prospectus and/or prospectus. To obtain a prospectus or summary prospectus on any Lord Abbett mutual fund, contact your investment professional, Lord Abbett Distributor LLC at 888-522-2388 or visit us at lordabbett.com. Read the prospectus carefully before you invest.