



LORD ABBETT®

Overall Morningstar Rating



Morningstar rated the Lord Abbett Short Duration Income Fund Class I share 4, 4 and 5 stars among 560, 480 and 320 Short-Term Bond Funds for the overall rating and the 3, 5 and 10 year periods ended 03/31/2022. Morningstar Rating for other share classes may have different performance characteristics. Morningstar ratings are based on risk-adjusted returns and do not take into account the effect of sales charges and loads.

# SHORT DURATION INCOME FUND

## A HIGH INCOME, LOW DURATION CORE BOND ALTERNATIVE

The Lord Abbett Short Duration Income Fund takes a flexible, multi-sector approach to investing, while seeking to deliver high income, low duration, and consistent strong performance.

### STRATEGIC DESIGN, WITH A FLEXIBLE APPROACH

Has the agility to take advantage of opportunities across multiple sectors of the short duration bond market

### ATTRACTIVE INCOME WITH LOW DURATION

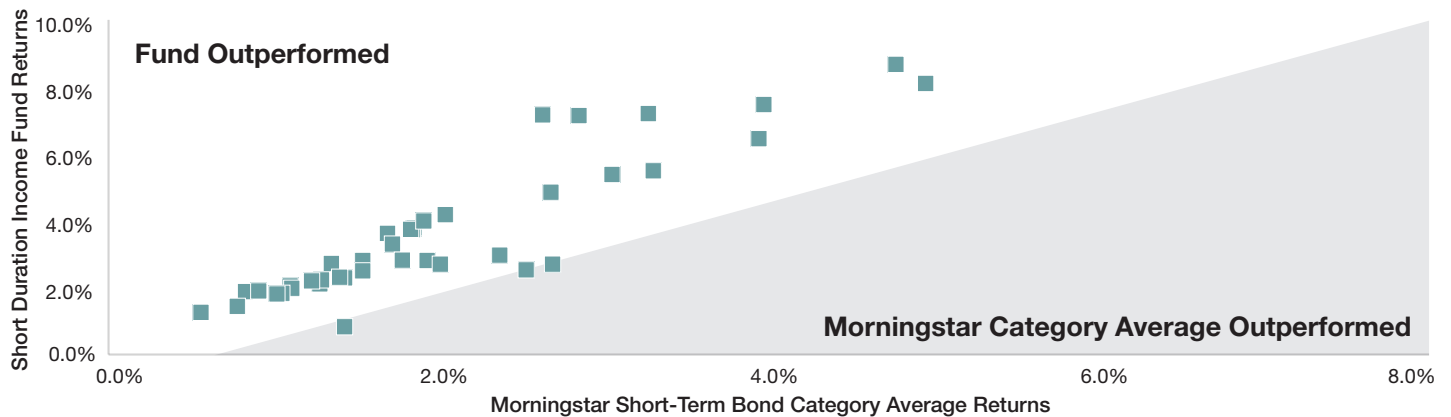
Designed to provide a higher yield than a typical short duration strategy, while maintaining a lower duration than a traditional core bond strategy

### STRONG PERFORMANCE

Has offered a track record of strong performance through many market environments

### CONSISTENT EXCESS RETURNS VERSUS ITS PEERS

The Fund Outperformed its Category 98% of the Time in 47 out of 48 Rolling Three-Year Periods (01/01/2008 – 03/31/2022)




#### AVERAGE ANNUAL TOTAL RETURNS\*:

1 YEAR: -1.84%; 3 YEARS: 1.74%; 5 YEARS: 2.07%; 10 YEARS: 2.39%; EXPENSE RATIO: 0.38%

### LOW DURATION

70% Less Interest-Rate Sensitivity Than the Broad U.S. Bond Market



■ Short Duration Income Fund ■ Bloomberg U.S. Agg. Bond Index

Source: Morningstar, Inc., Bloomberg Index Services Limited and Lord Abbett. Data as of 03/31/2022.

Note: All Fund data is based on Class I shares. Morningstar peer group average returns are based on all share classes within the category and include the reinvested dividends and capital gains, if any, and exclude sales charges. Performance during other time periods may have been different or negative. Due to market volatility the Fund may not perform in a similar manner in the future. Indexes are unmanaged, do not reflect the deduction of fees or expenses, and are not available for direct investment.

### HIGH INCOME POTENTIAL

Dividends Earned in a Hypothetical \$10,000 Investment Over the Last Year



■ Short Duration Income Fund ■ Morningstar Short-term Bond Category

Source: Morningstar, Inc. Represents the dividends paid out by the Short Duration Income Fund and the average dividends paid out by each fund in the Morningstar Short-Term Bond Category. Dividends are not guaranteed and may be increased, decreased, or suspended altogether at the discretion of the issuing company.

\*Based on total return at net asset value, including the reinvestment of dividends and capital gains, if any, but does not reflect deduction of any front-end sales charges which are not applicable to Class I shares.

The performance quoted represents past performance, which is no indication of future results. Current performance may be higher or lower than the performance data quoted. The investment return and principal value of an investment in the Fund will fluctuate so that shares, on any given day or when redeemed, may be worth more or less than the original cost. You can obtain performance data current to the most recent month-end by calling Lord Abbett at 888-522-2388 or referring to lordabbett.com.

NOT FDIC INSURED—NO BANK GUARANTEE—MAY LOSE VALUE

## INTELLIGENT STRATEGIC DESIGN

### FLEXIBLE APPROACH

Able to Pursue Opportunities Across Multiple Sectors of the Bond Market



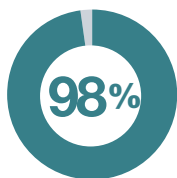
For illustrative purposes only. Does not represent the Fund's current weightings. The Fund is actively managed and use of asset classes may change over time.

### FOCUSED ON CREDIT

Emphasis on Credit Sectors that have Consistently Outperformed Government-Related Securities

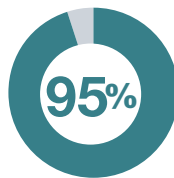
#### Compared to Short Maturity Government Bonds:<sup>1</sup>

Short Maturity Investment-Grade Corporates<sup>2</sup>  
Outperformed in



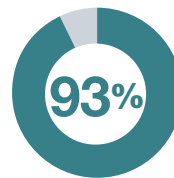
of Rolling Five-Year Periods  
(01/01/1976–03/31/2022)

Short Maturity Investment-Grade CMBS<sup>3</sup>  
Outperformed in



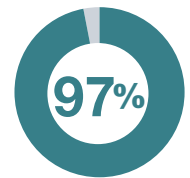
of Rolling Five-Year Periods  
(01/01/1997–03/31/2022)

Short Maturity Investment-Grade ABS<sup>4</sup>  
Outperformed in



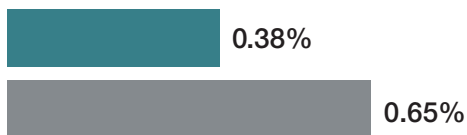
of Rolling Five-Year Periods  
(01/01/1997–03/31/2022)

Short Maturity High Yield Bonds<sup>5</sup>  
Outperformed in



of Rolling Five-Year Periods  
(08/01/1988–03/31/2022)

### LOW EXPENSES



■ Short Duration Income Fund Expense Ratio<sup>6</sup>  
 ■ Morningstar Category Average<sup>7</sup>

Data as of 03/31/2022.

### MANAGED BY AN EXPERIENCED, TENURED TEAM

- Includes over **70 investment professionals** with an average of **17 years of industry experience**
- Managed through a collaborative effort between Portfolio Management and the Credit Research and Trading teams
- Recognized for delivering consistent performance

**Past performance is not a reliable indicator or guarantee of future results.** The value of an investment in fixed-income securities will change as interest rates fluctuate and in response to market movements. As interest rates fall, the prices of debt securities tend to rise. As rates rise, prices tend to fall. Treasuries are debt securities issued by the U.S. government and secured by its full faith and credit. Income from Treasury securities is exempt from state and local taxes.

Source: Bloomberg Index Services Limited, Bloomberg, and Morningstar, Inc. <sup>1</sup>Bloomberg 1-3 Year Government Index. <sup>2</sup>ICE BofA 1-3 Year Corporate Index. <sup>3</sup>Bloomberg 1-3.5 Year CMBS Index. <sup>4</sup>ICE BofA ABS Fixed Rate 0-3 Year Index. <sup>5</sup>Bloomberg 1-3 Year High Yield Index. Rolling five-year returns as of 03/31/2022. Beginning dates for the rolling five-year return series are the inception dates of the respective indexes.

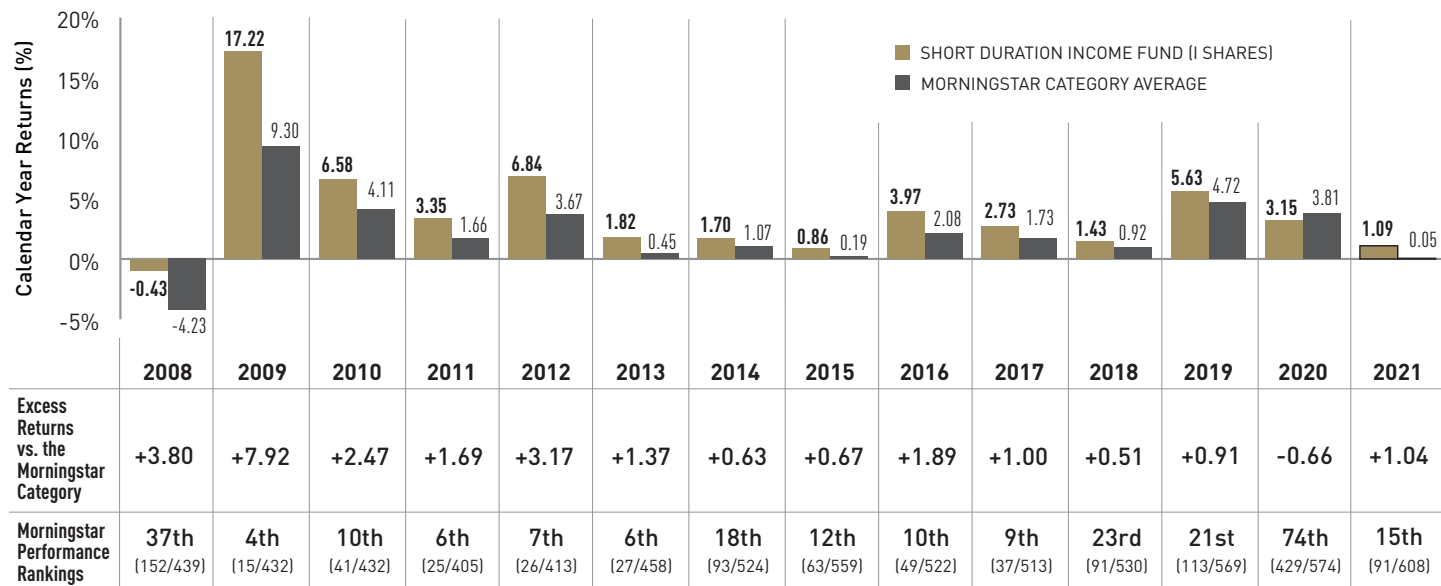
Indexes are unmanaged, do not reflect the deduction of fees or expenses, and are not available for direct investment.

<sup>6</sup>Reflects expenses for the Fund's fiscal year and is subject to change. Fund expenses may fluctuate with market volatility. A substantial reduction in Fund assets (since its most recently completed fiscal year), whether caused by market conditions or significant redemptions or both, will likely cause total operating expenses (as a percentage of Fund assets) to become higher than those shown. <sup>7</sup>Reflects the average expenses of Class I shares of all funds within the Morningstar Short-Term Bond Average based on Morningstar data available.

## STRONG TRACK RECORD

### ATTRACTIVE PERFORMANCE THROUGH VOLATILE MARKETS

Outperformed its Peer Group in 13 of the Past 14 Calendar Years. Short Duration Income Fund\* vs. Morningstar Short-Term Bond Category (as of 03/31/2022)



Source: Morningstar, Inc.

### POSITIVE RETURNS DURING PERIODS OF RISING RATES

Returns When the 10-Year Treasury Yield Rose More Than 100 Basis Points (BPS) (Month-End Annualized Returns)

Period	10-Year Treasury <sup>1</sup>	Bloomberg U.S. Aggregate Bond Index	Lord Abbett Short Duration Income Fund <sup>2</sup>
12/31/2008–12/31/2009	-9.9%	5.9%	17.2%
08/31/2010–03/31/2011	-6.1%	-0.8%	2.1%
07/31/2012–12/31/2013	-6.2%	-1.1%	3.1%
06/30/2016–12/31/2016	-7.5%	-2.5%	0.9%
08/31/2017–10/31/2018	-5.2%	-2.1%	0.9%
07/31/2020–03/31/2021	-9.9%	-3.6%	2.8%

Source: Morningstar, Inc.

### STRONG LONG-TERM PERFORMANCE

Strong Performance Versus Short-Term Bond Peers

	1YR	3YR	5YR	10YR
Short Duration Income Fund* (Class I)	-1.84%	1.74%	2.07%	2.39%
Category Average	-2.71%	1.41%	1.64%	1.51%
Morningstar Percentile Ranking	18 (85/607)	22 (120/560)	15 (58/480)	4 (12/320)

Source: Morningstar, Inc. The Fund is in the Morningstar Short-Term Bond Fund peer category. Morningstar peer group average returns and rankings are based on all share classes within the category and include the reinvested dividends and capital gains, if any, and exclude sales charges.

Data as of 03/31/2022, unless noted otherwise.

<sup>1</sup>FTSE 10 Year Treasury Bond Index. <sup>2</sup>Returns based on Class I shares.

\*Based on total return at net asset value, including the reinvestment of dividends and capital gains, if any, but does not reflect deduction of any front-end sales charges which are not applicable to Class I shares.

Double-digit returns are instances of high double-digit returns that were achieved primarily during favorable market conditions and may not be sustainable over time. Indexes are unmanaged, do not reflect the deduction of fees or expenses, and are not available for direct investment.

**Past performance is not a reliable indicator or guarantee of future results.**

## TAXABLE BOND CATEGORY

TOP **5** FOR 2021  
Barron's  
Annual Ranking\*

TOP **5** FOR 10-YEAR PERIOD  
Barron's  
Annual Ranking\*  
For the one-year period.

As part of "Barron's Best Mutual Fund Families" annual ranking.

### Morningstar Information

The Morningstar Rating™ for funds, or "star rating", is calculated for managed products (including mutual funds, variable annuity and variable life subaccounts, exchange-traded funds, closed-end funds, and separate accounts) with at least a three-year history. Exchange-traded funds and open-ended mutual funds are considered a single population for comparative purposes. It is calculated based on a Morningstar Risk-Adjusted Return measure that accounts for variation in a managed product's monthly excess performance, placing more emphasis on downward variations and rewarding consistent performance. The top 10% of products in each product category receive 5 stars, the next 22.5% receive 4 stars, the next 35% receive 3 stars, the next 22.5% receive 2 stars, and the bottom 10% receive 1 star. The Overall Morningstar Rating for a managed product is derived from a weighted average of the performance figures associated with its three-, five-, and 10-year (if applicable) Morningstar Rating metrics. The weights are: 100% three-year rating for 36-59 months of total returns, 60% five-year rating/40% three-year rating for 60-119 months of total returns, and 50% 10-year rating/30% five-year rating/20% three-year rating for 120 or more months of total returns. While the 10-year overall star rating formula seems to give the most weight to the 10-year period, the most recent three-year period actually has the greatest impact because it is included in all three rating periods. Ratings do not take into account the effects of sales charges and loads. ©2022. All rights reserved. The information contained herein is the proprietary information of Morningstar, Inc., may not be copied or redistributed for any purpose and may only be used for non-commercial, personal purposes. The information contained herein is not represented or warranted to be accurate, correct, complete or timely. Morningstar, Inc., shall not be responsible for investment decisions, damages, or other losses resulting from the use of this information. Past performance is no guarantee of future performance. Morningstar, Inc. has not granted consent for it to be considered or deemed an "expert" under the Securities Act of 1933.

### Barron's Information:

\*Among 51 qualifying fund families. Based on net total return of the one-year period ending 12/31/2021. Barron's Top Fund Families of 2021, February 18, 2022, Lord Abbett Funds ranked 4 out of 51, 11 out of 49, 2 out of 45 mutual fund families within the taxable bond category for the 1-, 5- and 10- year periods ending 12/31/2021, respectively.

Source: Barron's, "Barron's Best Fund Families of 2021," February 18, 2022. Barron's rankings are based on asset weighted returns in funds in five categories: general equity, world equity (including international and global portfolios), mixed asset (which invest in stocks, bonds and other securities), taxable bond, and tax-exempt (each a "Barron's ranking category"). Rankings also take into account an individual fund's performance within its Lipper peer universe. Lipper calculated each fund's net total return for the year ended December 31, 2021, minus the effects of 12b-1 fees and sales charges. Each fund in the survey was given a percentile ranking with 100 the highest and 1 the lowest in its category. That ranking measured how a fund compared with its peer "universe," as tracked by Lipper, not just the funds in the survey. Individual fund scores were then multiplied by the 2021 weighting of their Barron's ranking category as determined by the entire Lipper universe of funds. Those fund scores were then totaled, creating an overall score and ranking for each fund family in the survey in each Barron's ranking category. The process is repeated for the five- and ten-year rankings as well. Barron's Fund Family Rankings are awarded annually. To qualify for the ranking, firms must offer at least three active mutual funds or actively run ETFs in Lipper's general U.S. stock category; one in world equity; and one mixed asset, such as a balanced or allocation fund. They also need to offer at least two taxable bond funds and one national tax-exempt bond fund. All funds must have a track record of at least one year. While the ranking excludes index funds, it does include actively managed ETFs and "smart beta" ETFs, which are run passively but built on active investment strategies.

The Short Duration Income Fund Class I share rankings within the Lipper Short Investment Grade Debt Funds Average as of 03/31/2022 for the one-year time period was 21% (76/368); five-year, 11% (31/2902); and 10-year, 3% (6/201).

### Index Information

Indexes are unmanaged, do not reflect the deduction of fees or expenses, and an investor cannot invest directly in an index.

The **Bloomberg U.S. Aggregate Bond Index** is an unmanaged index composed of securities from the Barclays Government/Corporate Bond Index, Mortgage-Backed Securities Index, and the Asset-Backed Securities Index. Total return comprises price appreciation/depreciation and income as a percentage of the original investment. Indexes are rebalanced monthly by market capitalization.

The **FTSE 10 Year Treasury Bond Index** is a broad measure of the performance of the medium-term U.S. Treasury securities.

The **Morningstar Short-Term Bond Category** represents funds that invest primarily in corporate and other investment-grade U.S. fixed income issues and typically have durations of 1.0 to 3.5 years.

**Investors should carefully consider the investment objectives, risks, charges, and expenses of the Lord Abbett funds. This and other important information is contained in the Fund's summary prospectus and/or prospectus. To obtain a prospectus or summary prospectus on any Lord Abbett mutual fund, contact your investment professional, Lord Abbett Distributor LLC at 888-522-2388 or visit us at lordabbett.com. Read the prospectus carefully before you invest.**

Copyright © 2022 by Lord Abbett Distributor LLC. All rights reserved.

FOR MORE INFORMATION: Lord Abbett Client Service: 888-522-2388 | Visit us at: lordabbett.com

Lord Abbett mutual fund shares are distributed by LORD ABBETT DISTRIBUTOR LLC

90 Hudson Street, Jersey City, NJ 07302-3973

NOT FDIC INSURED—NO BANK GUARANTEE—MAY LOSE VALUE

SHORTDURFLYR  
(03/22)

### Bloomberg Index Information:

Source: Bloomberg Index Services Limited. BLOOMBERG® is a trademark and service mark of Bloomberg Finance L.P. and its affiliates (collectively "Bloomberg"). Bloomberg owns all proprietary rights in the Bloomberg Indices. Bloomberg does not approve or endorse this material, or guarantee the accuracy or completeness of any information herein, or make any warranty, express or implied, as to the results to be obtained therefrom and, to the maximum extent allowed by law, shall not have any liability or responsibility for injury or damages arising in connection therewith.

The **Bloomberg 1-3 Year Government Index** is the 1-3 year component of the U.S. Government/Credit Index. The Government Index includes treasuries and agencies.

The **ICE BofA 1-3 Year Corporate Index** is an unmanaged index comprised of U.S. dollar denominated investment grade corporate debt securities publicly issued in the U.S. domestic market with between one and three years remaining to final maturity.

The **Bloomberg 1-3.5 Year CMBS Index** is the 1-3.5 year component of the U.S. CMBS Investment Grade Index, which measures the market of conduit and fusion CMBS deals with a minimum current deal size of \$300mm.

The **ICE BofA ABS Fixed Rate 0-3 Year Index** tracks the performance of U.S. dollar denominated investment grade fixed and floating rate asset backed securities publicly issued in the U.S. domestic market.

The **Bloomberg 1-3 Year High Yield Index** is the 3 Year (1-2.9999) component of the Bloomberg U.S. High Yield Index. The Bloomberg U.S. High Yield Index covers the universe of fixed rate, non-investment grade debt.

### ICE BofA Index Information:

Source: ICE Data Indices, LLC ("ICE"), used with permission. ICE PERMITS USE OF THE ICE BofA INDICES AND RELATED DATA ON AN "AS IS" BASIS, MAKES NO WARRANTIES REGARDING SAME, DOES NOT GUARANTEE THE SUITABILITY, QUALITY, ACCURACY, TIMELINESS, AND/OR COMPLETENESS OF THE ICE BofA INDICES OR ANY DATA INCLUDED IN, RELATED TO, OR DERIVED THEREFROM, ASSUMES NO LIABILITY IN CONNECTION WITH THE USE OF THE FOREGOING, AND DOES NOT SPONSOR, ENDORSE, OR RECOMMEND LORD, ABBETT & CO. LLC. OR ANY OF ITS PRODUCTS OR SERVICES.

The Fund's portfolio is actively managed and is subject to change.

**Performance data quoted is historical. Past performance is not a reliable indicator or guarantee of future results. Current performance may be higher or lower than the performance data quoted. The investment return and principal value of an investment in any fund will fluctuate as the prices of the individual securities in which they invest fluctuate, so that shares, when redeemed, may be worth more or less than their original cost. Different investments carry different risk.**

**A Note about Risk:** Short Duration Income Fund: The Fund is subject to the general risks associated with investing in debt securities, including market, credit, liquidity, and interest rate risk. The value of an investment will change as interest rates fluctuate and in response to market movements. When interest rates fall, the prices of debt securities tend to rise, and when interest rates rise, the prices of debt securities are likely to decline. Debt securities are subject to credit risk, which is the risk that the issuer will fail to make timely payments of interest and principal to the Fund. The Fund may invest in high yield, lower-rated debt securities, sometimes called junk bonds and may involve greater risks than higher-rated debt securities. These securities carry increased risks of price volatility, illiquidity, and the possibility of default in the timely payment of interest and principal. The Fund may invest in foreign or emerging market securities, which may be adversely affected by economic, political, or regulatory factors and subject to currency volatility and greater liquidity risk. The Fund may invest in derivatives, which are subject to greater liquidity, leverage, and counterparty risk. These factors can affect Fund performance. Treasuries are debt securities issued by the U.S. government and secured by its full faith and credit. Income from Treasury securities is exempt from state and local taxes.

Neither diversification nor asset allocation can guarantee a profit or protect against loss in declining markets.

### Glossary

**Excess return** is the amount by which the Fund's performance exceeded the peer group at net asset value (NAV) of average annual returns. **Duration** is a measure of the sensitivity of the price of a fixed-income asset to a change in interest rates and is expressed in years. **Basis point (BPS)** is one one-hundredth of a percentage point.

The information provided is not directed at any investor or category of investors and is provided solely as general information about Lord Abbett's products and services and to otherwise provide general investment education. None of the information provided should be regarded as a suggestion to engage in or refrain from any investment-related course of action as neither Lord Abbett nor its affiliates are undertaking to provide impartial investment advice, act as an impartial adviser, or give advice in a fiduciary capacity. If you are an individual retirement investor, contact your financial advisor or other fiduciary about whether any given investment idea, strategy, product or service may be appropriate for your circumstances.